






3/2-directional valve, Series 589

- $Q_n = 520\text{--}750\text{ l/min}$
- Compressed air connection output $\varnothing 6 \times 1$ $\varnothing 8 \times 1$
- Single air pilot
- With spring return
- Pipe connection
- single valve



Type	Poppet valve
Activation	pneumatically
Sealing principle	Soft sealing
Working pressure min./max.	0,5 ... 8 bar
Control pressure min./max.	3 bar
Ambient temperature min./max.	-15 ... 60 °C
Medium temperature min./max.	-15 ... 60 °C
Medium	Compressed air
Max. particle size	5 μm
Oil content of compressed air	0 ... 1 mg/m ³
Weight	See table below

Technical data

Part No.			Compressed air connection	Compressed air connection
			Input	Output
5894400000		NC	$\varnothing 6 \times 1$	$\varnothing 6 \times 1$
5894600000		NC	$\varnothing 8 \times 1$	$\varnothing 8 \times 1$
5894400010		NO	$\varnothing 6 \times 1$	$\varnothing 6 \times 1$
5894600010		NO	$\varnothing 8 \times 1$	$\varnothing 8 \times 1$

Part No.	Compressed air connection	Compressed air connection	Flow	Weight
	Exhaust	Pilot control exhaust	Q_n	
5894400000	$\varnothing 8 \times 1$	$\varnothing 4$	520 l/min	0,066 kg
5894600000	$\varnothing 8 \times 1$	$\varnothing 4$	750 l/min	0,064 kg
5894400010	$\varnothing 8 \times 1$	$\varnothing 4$	520 l/min	0,067 kg
5894600010	$\varnothing 8 \times 1$	$\varnothing 4$	750 l/min	0,128 kg

Nominal flow Q_n at 6 bar and $\Delta p = 1$ bar, Control pressure in port 12 must be greater than pressure in port 1

Technical information

The min. control pressure must be adhered to, since otherwise faulty switching and valve failure may result!

The pressure dew point must be at least 15 °C under ambient and medium temperature and may not exceed 3 °C .

The oil content of compressed air must remain constant during the life cycle.

Use only the approved oils from AVENTICS. Further information can be found in the "Technical information" document (available in the MediaCentre).

At an ambient temperature of 40 °C the max. working pressure is 10 bar .

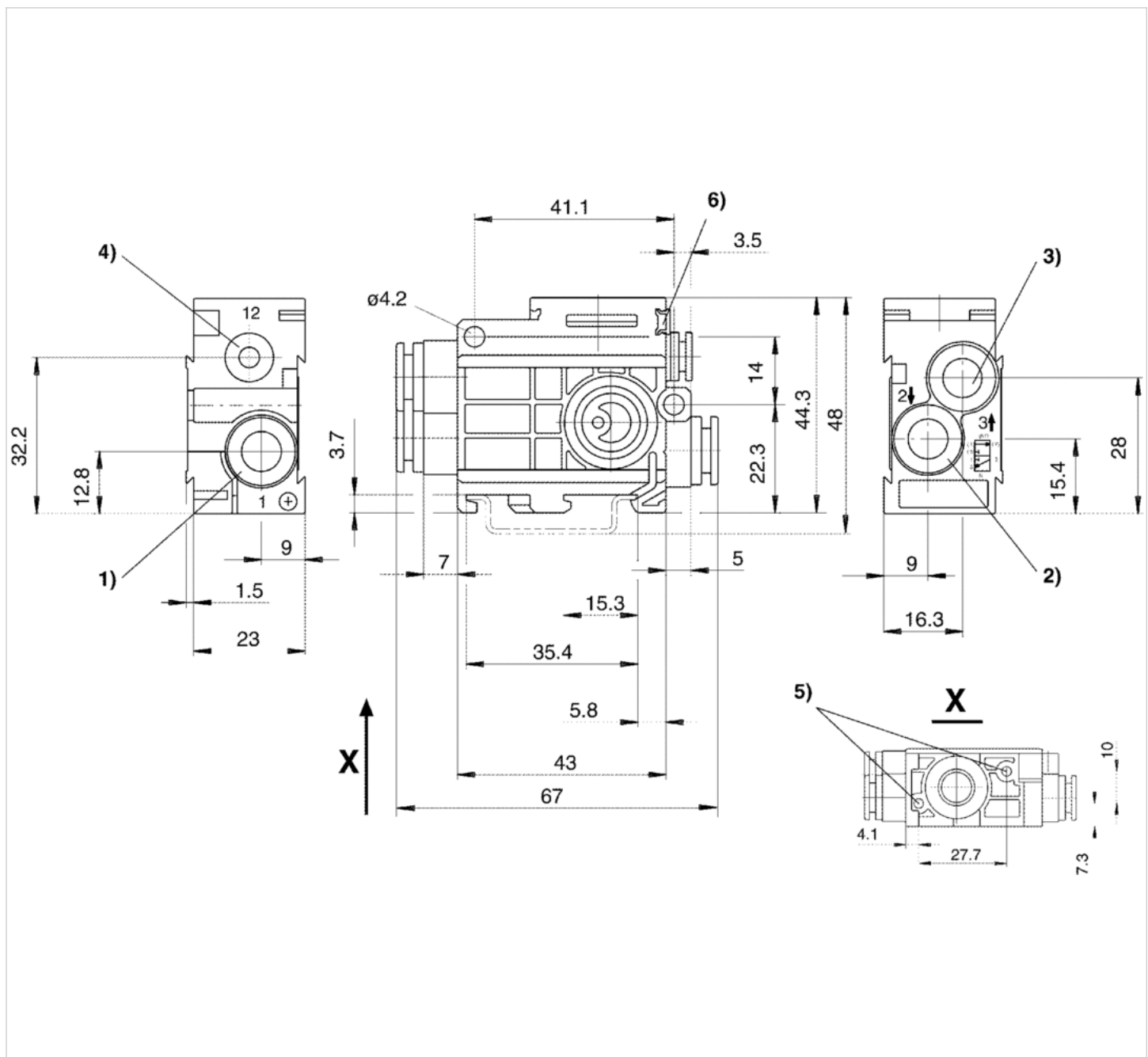
vacuum operation possible: connection 1 at least 3 bar , connection 3 at least - 0.95 bar

Technical information

Material	
Housing	Polyamide
Seals	Acrylonitrile butadiene rubber

Dimensions

Dimensions



- 1) port 1
- 2) port 2
- 3) port 3
- 4) port 12

- 5) pocket hole 6 mm deep for 3.5 self-tapping screw
- 6) mounting space for name plate

Efficient pneumatic solutions, our program: cylinders and drives, valves and valve systems, air supply management



Visit us: [Emerson.com/Aventics](https://www.emerson.com/Aventics)

Your local contact: [Emerson.com/contactus](https://www.emerson.com/contactus)



Emerson.com



Facebook.com/EmersonAutomationSolutions



LinkedIn.com/company/Emerson-Automation-Solutions



Twitter.com/EMR_Automation

An example configuration is depicted on the title page. The delivered product may thus vary from that in the illustration. Subject to change. This Document, as well as the data, specifications and other information set forth in it, are the exclusive property of AVENTICS GmbH. It may not be reproduced or given to third parties without its consent. Only use the AVENTICS products shown in industrial applications. Read the product documentation completely and carefully before using the product. Observe the applicable regulations and laws of the respective country. When integrating the product into applications, note the system manufacturer's specifications for safe use of the product. The data specified only serve to describe the product. No statements concerning a certain condition or suitability for a certain application can be derived from our information. The information given does not release the user from the obligation of own judgement and verification. It must be remembered that the products are subject to a natural process of wear and aging.

The Emerson logo is a trademark and service mark of Emerson Electric Co. Brand logotype are registered trademarks of one of the Emerson family of companies. All other marks are the property of their respective owners. © 2020 Emerson Electric Co. All rights reserved.
2020-12



CONSIDER IT SOLVED™