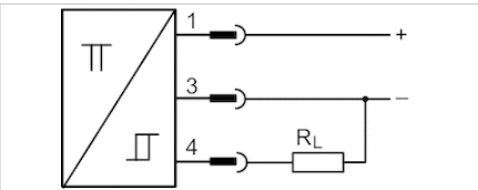


Sensor, Series SN3

- welding-proof
- Plug, M12, 3-pin
- welding-proof
- electronic PNP
- Indirect mounting for series PRA, PRE, CCI, KPZ, KHZ, FLT, GPC, CVI



Ambient temperature min./max.	-25 ... 70 °C
Protection class	IP67, IP65
Switching point precision	±0,1 mT
Nominal current, actuated state	≤ 10 mA
Quiescent current (without load)	≤ 5 mA
Min./max. DC operating voltage	10 V DC
LED status display	Yellow
Vibration resistance	55 Hz, 1 mm
Shock resistance	30 g / 11 ms



Technical data

Part No.	Type of contact	Voltage drop U at I _{max}	DC switching current, max.
0830100438	electronic PNP	≤ 1,8 V	0,2 A

Part No.	Max. switching frequency
0830100438	20 Hz

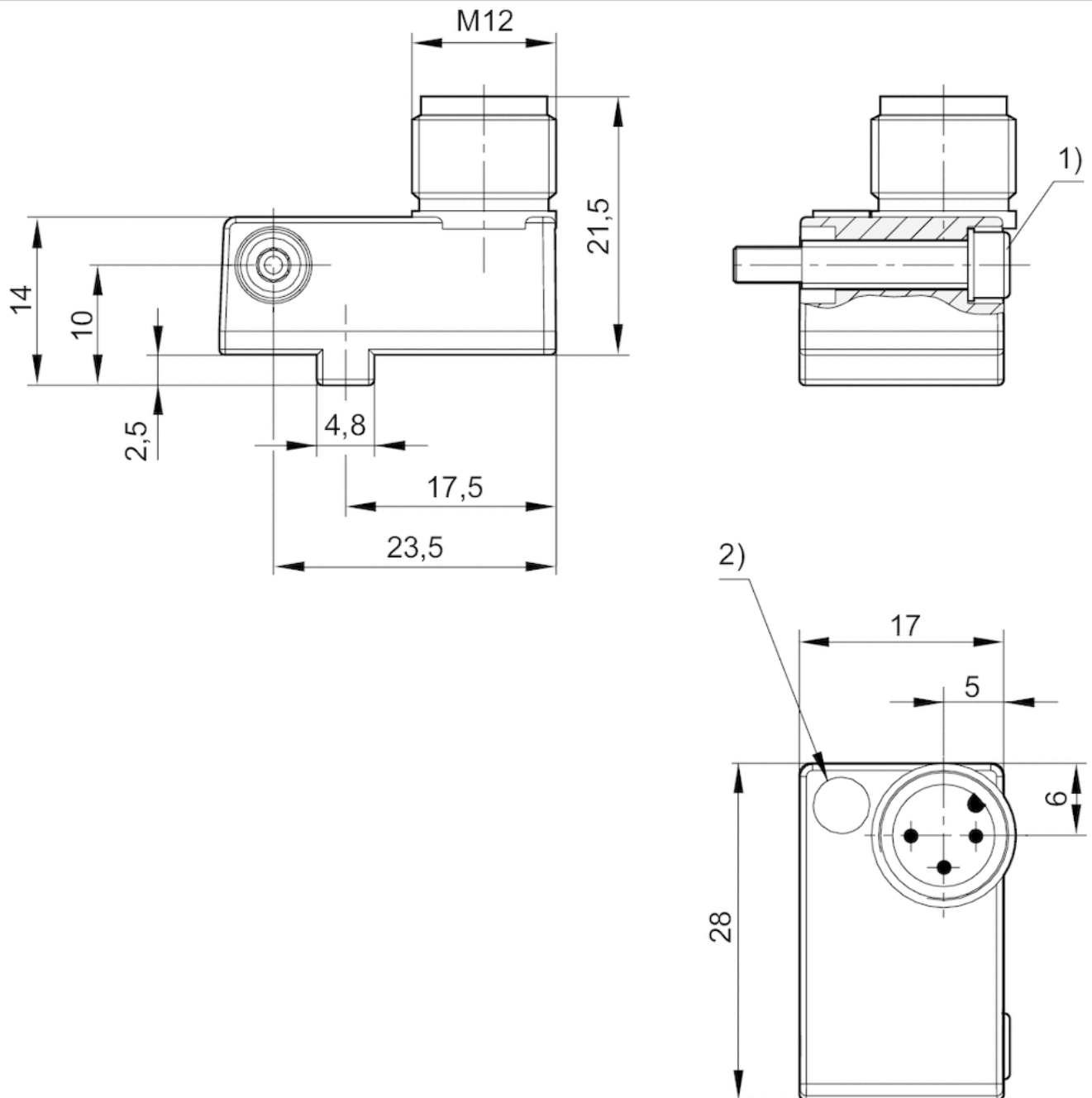
Part No.	Version	welding-proof
0830100438	short circuit resistant Protected against polarity reversal	welding-proof

Technical information

Material	
Housing	Polyamide

Dimensions

Dimensions



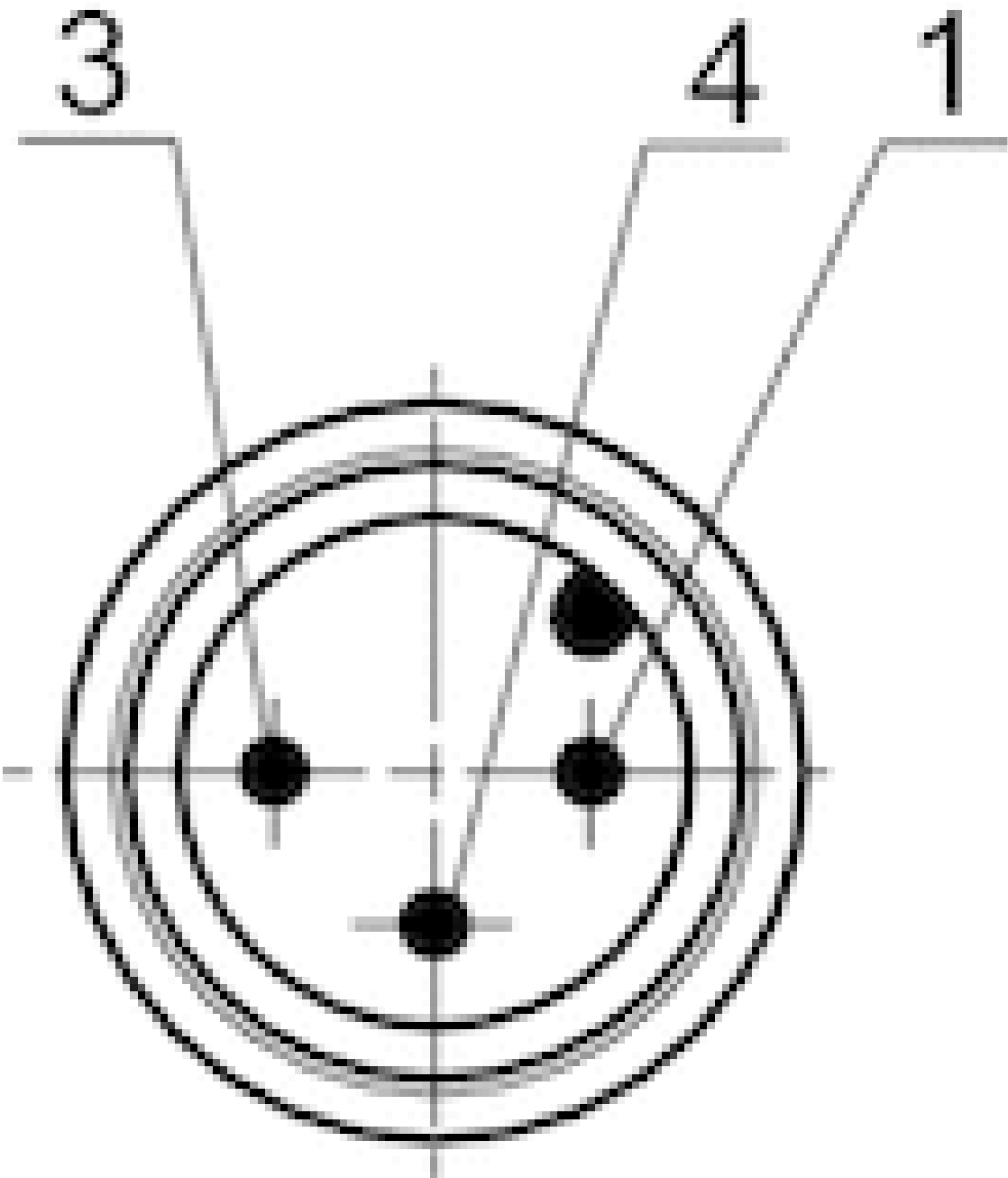
1) Clamping screw

2) LED

Pin assignments: 1 = (+), 3 = (-), 4 = (OUT), EN 60947-5-2:1998

Pin assignments

Pin assignments



Pin	1	3	4
Allocation	(+)	(-)	(OUT)

EN 60947-5-2:1998

Efficient pneumatic solutions, our program: cylinders and drives, valves and valve systems, air supply management



Visit us: [Emerson.com/Aventics](https://emerson.com/aventics)

Your local contact: [Emerson.com/contactus](https://emerson.com/contactus)



Emerson.com



Facebook.com/EmersonAutomationSolutions



LinkedIn.com/company/Emerson-Automation-Solutions



Twitter.com/EMR_Automation

An example configuration is depicted on the title page. The delivered product may thus vary from that in the illustration. Subject to change. This Document, as well as the data, specifications and other information set forth in it, are the exclusive property of AVENTICS GmbH. It may not be reproduced or given to third parties without its consent. Only use the AVENTICS products shown in industrial applications. Read the product documentation completely and carefully before using the product. Observe the applicable regulations and laws of the respective country. When integrating the product into applications, note the system manufacturer's specifications for safe use of the product. The data specified only serve to describe the product. No statements concerning a certain condition or suitability for a certain application can be derived from our information. The information given does not release the user from the obligation of own judgement and verification. It must be remembered that the products are subject to a natural process of wear and aging.

The Emerson logo is a trademark and service mark of Emerson Electric Co. Brand logotype are registered trademarks of one of the Emerson family of companies. All other marks are the property of their respective owners. © 2020 Emerson Electric Co. All rights reserved.
2020-12



CONSIDER IT SOLVED™